Welcome!

Schedule

- Breakfast and Registration
- Opening Welcome
- Evaluation Update
- Mid Year Program Profiles
- Ice Breaker
- Re-launch of Program Quality Survey
- Peer Learning Activity
- Wrap up and Announcements
- Thank you and Goodbye!

ICEBREAKER ACTIVITY

M&M Game!

Green: Favorite part of your work?

Red: Most challenging part of your work?

Brown: Tell me about an adult that had a significant impact on your life.

Yellow: Tell me about where you grew up. How does that influence who you are?

Blue: What do you know now that you wish you knew as a youth?

Orange: Story about a youth you worked with that really inspired you?

Evaluation Overview

Evaluation Activities

- Participant survey
- Program survey
- Quality survey (replaces PQA visit)
- Site visits
- Youth-led evaluation

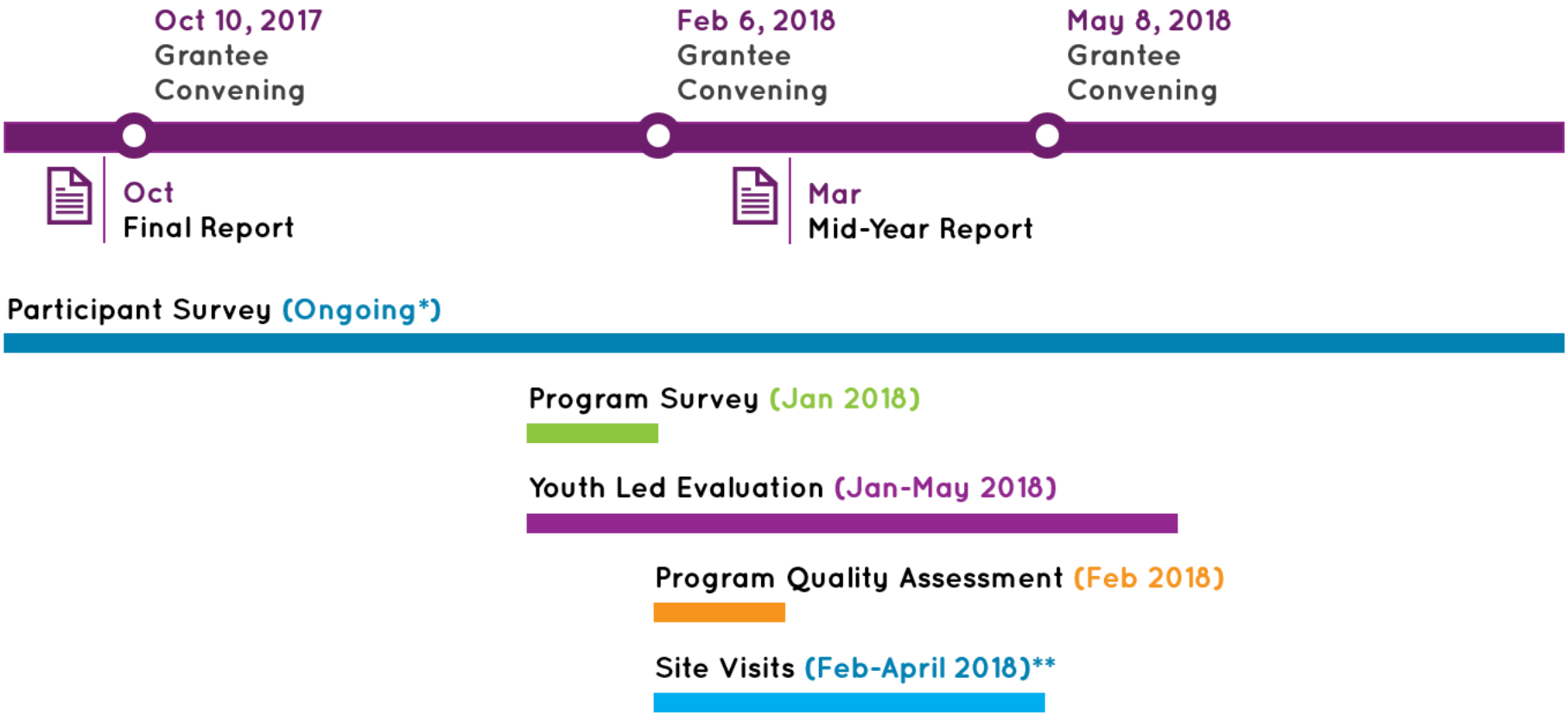
Oct 10, 2017
Grantee
Convening
Feb 6, 2018
Grantee
Convening
May 8, 2018
Grantee
Convening
Oct
Final Report
Mar
Mid-Year Report
Participant Survey (Ongoing*)
Program Survey (Jan 2018)
Youth Led Evaluation (Jan-May 2018)
Program Quality Assessment (Feb 2018)
Site Visits (Feb-April 2018)**

Mid Year Program Profiles

Draft Program Profiles

AGENCY Alameda Family Services

PROGRAM DreamCatcher Youth Services

OFCY
OAKLAND FUND FOR CHILDREN & YOUTH

MID-YEAR PROGRAM PROFILE FY2017-18

FUNDING STRATEGY: Year-Round Youth Development and Empowerment
OFCY GRANT: $50,000.00

PROGRAM DESCRIPTION:

PARTICIPANTS

Total Enrollment: 51 | Youth: 51 | Adults: 0

RACE/ETHNICITY	
African American/Black	43%
Asian/Pacific Islander	2%
White	10%
Hispanic/Latino	24%
Native Alaskan/American	2%
Middle East/North Africa	0%
Multiracial/Multiethnic	20%
Other	0%
Unknown/Missing	0%

Demographics are based on youth participants only. Percentages may not sum to 100% due to rounding.

GENDER	
Male	27%
Female	71%
Transgender	2%
Missing	0%

GRADE	
6th and below	0%
7th-8th	0%
9th-10th	0%
11th-12th	0%
Graduated	0%
Missing/Other	100%
Not Applicable	0%

AGE	
0-2	0%
3-4	0%
5-6	0%
7-8	0%
9-10	0%
11-12	4%
13-14	20%
15-16	57%
17-18	20%
19-20	0%
Over 20	0%
Missing	0%

PERFORMANCE AND QUALITY

PERFORMANCE	PROGRAM	OVERALL
Progress towards projected number of youth served	51.00%	100%
Progress towards projected units of service	160%	112%
Youth complete the OFCY survey (ages 8 and above)	TBD	TBD
Youth receive 40 hours or more of program services	10%	48%

Programs are asked to administer the youth survey to youth in grades 3 and up. Due to inconsistent grade data, a cut-off of age 8 has been used. The Overall column shows the average across all programs focused on youth engagement.

QUALITY (IF APPLICABLE)	OVERALL	SAFETY	SUPPORT	ENGAGEMENT	INTERACTION	DIVERSITY
OFCY Youth Survey	TBD	TBD	TBD	TBD	TBD	TBD

Program survey scores are on a 5-point scale, from *strongly disagree* to *strongly agree*. Survey results will be available in the Year-End Program Profiles.

Using Data: Program Profiles

- Program Background
- Demographics
- Performance
- Services
- Participant neighborhoods
- Surveys (summer programs only)

Using Data: Program Profiles

Program Background

AGENCY	Alternatives in Action
PROGRAM	FOCUS: Fremont - Our Community United for Success

FUNDING STRATEGY: Student Engagement in Learning
OFCY GRANT: $100,000.00

OFCY
OAKLAND FUND FOR CHILDREN & YOUTH

MID-YEAR
PROGRAM PROFILE
FY2017-18

PROGRAM DESCRIPTION:

Using Data: Program Profiles

Participant Characteristics

PARTICIPANTS

Total Enrollment: 270 | Youth: 270 | Adults: 0

RACE/ETHNICITY	
African American/Black	22%
Asian/Pacific Islander	12%
White	3%
Hispanic/Latino	55%
Native Alaskan/American	0%
Middle East/North Africa	1%
Multiracial/Multiethnic	7%
Other	0%
Unknown/Missing	0%

Demographics are based on youth participants only. Percentages may not sum to 100% due to rounding.

GENDER	
Male	30%
Female	70%
Transgender	0%
Missing	0%

GRADE	
6th and below	0%
7th-8th	0%
9th-10th	0%
11th-12th	0%
Graduated	0%
Missing/Other	100%
Not Applicable	0%

AGE	
0-2	0%
3-4	0%
5-6	0%
7-8	0%
9-10	0%
11-12	9%
13-14	29%
15-16	53%
17-18	9%
19-20	0%
Over 20	0%
Missing	0%

Using Data: Program Profiles

Performance & Quality

Performance and Quality

Performance	Program	Overall
Progress towards projected number of youth served	142.00%	TBD
Progress towards projected units of service	247%	TBD
Youth complete the OFCY survey (ages 8 and above)	122%	TBD
Youth receive 40 hours or more of program services	67%	TBD

Programs are asked to administer the youth survey to youth in grades 3 and up. Due to inconsistent grade data, a cut-off of age 8 has been used. The Overall column shows the average across all programs focused on youth engagement.

Quality (if applicable)	Overall	Safety	Support	Engagement	Interaction	Diversity
OFCY Youth Survey	37.99	38.99	36.77	37.89	34.79	40.58

Program survey scores are on a 5-point scale, from *strongly disagree* to *strongly agree*.

Using Data: Program Profiles

Services & Attendance

SERVICES AND ATTENDANCE

Enrollment	Projected Unduplicated Children: 68	Actual Unduplicated Children: 38
Units of Service	Projected Units of Service: 3172.0	Actual Units of Service: 3585.0

Total Hours of Service by Category:

Top three services categories in terms of total hours of service provided:

TOP THREE SERVICE CATEGORIES	HOURS	%
Family Engagement & Parent Education	2705.0	75%
Early Learning	880.0	25%
None	0.0	0%

Average Hours of Service per Child or Adult Participant: 50.5

Levels of service per child or adult participant:

LEVEL	N	%
Fewer than 10 hours	8	11%
10 up to 20 hours	5	7%
20 up to 40 hours	23	32%

LEVEL	N	%
40 up to 80 hours	20	28%
80 up to 120 hours	12	17%
120+ hours	3	4%

Using Data: Program Profiles

Survey Data (Summer Programs Only)

YOUTH SURVEY SUMMARY

Number of youth completing survey: 115

GENERAL YOUTH DEVELOPMENT OUTCOMES	PROGRAM	OVERALL
Greater connections to caring adults	77%	TBD
Increased confidence and self-esteem	86%	TBD
Improved decision-making and goal setting	83%	TBD
Development of skills and mastery	84%	TBD

General outcome scores represent the percentage of youth who *agreed* or *strongly agreed* with the questions mapped to each general youth development outcome.

	% STRONGLY DISAGREE		% DISAGREE		% NOT SURE		% AGREE		% STRONGLY AGREE	
	This Program	*Overall*	*This Program*	*Overall*	*This Program*	*Overall*	*This Program*	*Overall*	*This Program*	*Overall*
Safety										
I feel safe in this program. (Q11)	0%	TBD	1%	TBD	7%	TBD	37%	TBD	55%	TBD
Youth at this program respect each other. (Q9)	1%	TBD	9%	TBD	21%	TBD	42%	TBD	27%	TBD
If someone bullies my friends or me at this program, an adult steps in to help. (Q4)	2%	TBD	3%	TBD	18%	TBD	33%	TBD	44%	TBD
The adults in this program treat all youth fairly. (Q19)	2%	TBD	3%	TBD	15%	TBD	44%	TBD	36%	TBD
Support										
The adults in this program tell me what I am doing well. (Q8)	1%	TBD	5%	TBD	17%	TBD	43%	TBD	34%	TBD

Using Data: Program Profiles

1. Does the data look right?
2. Are you on track to meet goals?
3. Do you need any support?
4. *Summer Programs:* How does this profile reflect your program strengths? Areas for Growth?

Ice Breaker

Program Quality Re-launch

Development of OFCY Quality Tool

Six Dimensions of OFCY Program Quality Tool

I. Safe and Healthy Environment

- Items in this dimension:
  - Physically safe and healthy
  - Physically inclusive environments

II. Supportive Environment

- Items in this dimension:
  - Program planning efforts
  - Skill-development
  - Give participants a voice

III. Interaction and Leadership

- Items in this dimension:
  - Sense of belonging
  - Mechanisms for feedback
  - Teamwork and groupwork
  - Leadership promotion

Six Dimensions of OFCY Program Quality Tool

IV. Planning, Choices, and Reflection

- Items in this dimension:
  - Opportunities for planning
  - Exercise choice in the process and content of program activities
  - Opportunities for reflection

V. Diversity and Inclusion

- Items in this dimension:
  - Outward facing diversity
  - Recruitment of diverse participants and staff
  - Activities and program that encourage expression of culture identities

VI. Partnerships

- Items in this dimension:
  - Establish and develop partnerships
  - Expand services and resources
  - Explores organizations' efforts to increase sustainability through partnerships and collaboration.

Program Quality Self-Assessment Tool

Organization Name

Program Name

Number of Respondents: n

SUMMARY

Dimensions	Progress		Priority	
	Average	SD	Average	SD
Safe and Healthy Environment	3.2	0.5	2.9	1.0
Supportive Environment	3.0	1.0	3.5	0.5
Interaction and Leadership	2.5	0.6	3.8	0.8
Planning, Choices, and Reflection	3.1	0.4	3.2	0.7
Diversity and Inclusion	3.6	1.0	3.6	1.0
Partnerships	3.8	0.5	3.4	0.7

Key

Progress Scale:
1 = Exploring
2 = Developing
3 = Satisfactory
4 = Exemplary

Priority Scale:
1 = Not a Priority
2 = Low Priority
3 = Moderate Priority
4 = Top Priority

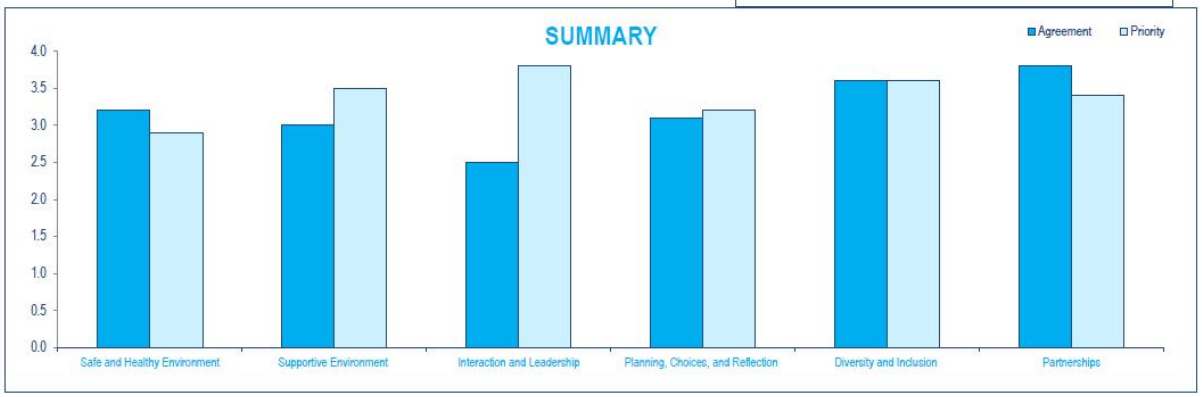

SPR SOCIAL POLICY RESEARCH ASSOCIATES

OFCY Program Quality Tool-Progress Scales

1 Exploring

Our program is just beginning to work in this area. Program staff are engaged in discussions and planning on how to develop and implement these practices.

2 Developing

Our program has done some work in this area but will need targeted support to move to the next level. Our program is making progress or we work with some participants (but not all) in this area and can improve further.

3 Satisfactory

Our program has achieved a high level of proficiency in this area and needs only a little additional work to be exceptionally proficient. Our program is very good at this practice and it applies to most participants' experiences in the program.

4 Exemplary

Our program is exceptionally proficient in this practice and can demonstrate this in observable ways. This applies to all participants in the program. This is an area of quality practice where our program can serve as an example for others.

OFCY Program Quality Tool-Priority Scales

1 Not a Priority

2 Low Priority

3 Moderate Priority

4 Top Priority

How can you use this information?

- Internal, reflective
- Provide key information on program quality
- Feedback and improvement
- Highlight strengths, needs, and priorities

Tips for effectively launching assessment:

- Have **multiple staff** take the assessment
- Explain to staff how information will be used
- Identify strategies that work best for your program staff (e.g. pair it with a staff meeting or designate dedicated time)

How will data be used?

- Programs can use data for internal reflection and program improvement
- SPR will use aggregate results to document strengths identify capacity-building support

Timeline and Next Steps

Mid-February 2018	• Launch assessment using Survey Gizmo
Mid-March 2018	• Assessment closes mid-March
Mid-April 2018	• SPR develops individual program reports
May 2018 convening	• Make meaning of data and aggregate results

Group Discussion

- How did you use the data last time?
- Now that you know a little more about how it can support program goals, how do you hope to use the data this time?
- Can you see ways in which it can help support your program improvement goals?
- Was there anything challenging about doing the assessment (or getting others on your staff to do it)? Any thoughts about how to approach those challenges this time?

Peer Learning Activities

Program Announcements

OUSD ECCO

Many OUSD students will be searching for summer internships as a part of our ECCO program. Let me know if you would like to recruit interns from one or more OUSD schools and pathways.

Family Connections

Family Connections is a 6-week workshop for parents and students to strengthen and rebuild their "family connections". Vital topics in combination with interactive activities families are able to get to the heart of the disconnect. Spanish Translation Available!

Sat, Feb 3rd-Sat, Mar 10th 9:30a-1:30p
Register: Project Re-Connect (510) 482-1738
http://bit.ly/2EAWSVk

Career Connect

Career Connect is a **FREE 7-week career exploration and preparation program** for students Grades 6th-12th in Oakland! Attendees will get a jump start on their career planning as they begin, or continue, to explore and sharpen their skills. Through interactive learning activities, students will narrow down future career and college choices as they assess their skills, talents, and interests. Students will build upon their career skills and life skills simultaneously.

Feb 7-Mar 21, Wednesdays 4p-6:30p
2577 MacArthur Blvd.
$50 Stipend (entire program)

Register: Project Re-Connect (510) 482-1738
http://bit.ly/2s3BrcH

Prescott Circus

UPLIFT! 2018 Showcase. Youth from over 10 Oakland pubic schools celebrate life through circus and creativity. Performances inspired by MOAD SF's exhibit "En Mas: Carnival and Performance Art in the Caribbean" Featuring the Oakland Spirit Orchestra.
Sat, Mar 10 11a & 1:30p | FREE
Oakland Tech Auditorium, 42nd & Broadway
info@prescottcircus.org, 510-967-03554
www.prescottcircus.org

Beyond Emancipation

Employment Readiness Series
2/12/18 - 2/23/18
Two week readiness series! Earn up to $100 per week and a $50 bonus if you attend all 8 sessions!
http://bit.ly/2EMA19e

Contact:
Regina Simpkins, rsimpkins@beyondemancipation.org, 510-667-7630
Nella Goncalves, ngoncalves@beyondemancipation.org

Beyond Emancipation

GROW

3/5 – 4/26/18

Eight week culinary training program. Earn $100 per week. Artisans learn 126 culinary skills and can earn a Serv safe certificate!

Contact:

Regina Simpkins, rsimpkins@beyondemancipation.org, 510-667-7630
Nella Goncalves, ngoncalves@beyondemancipation.org

Beyond Emancipation

ELEVATE

Subsidized on-the-job training program. Youth are matched with employers. BE provides 1:1 coaching for youth, employer support and pays a portion of youth pay for employer. Goal is that employer will hire youth permanently after subsidy ends.

Contact:

Regina Simpkins, rsimpkins@beyondemancipation.org, 510-667-7630
Nella Goncalves, ngoncalves@beyondemancipation.org

Youth UpRising

The **Loving Our Unique Design (LOUD)** program has weekly after school groups for LGBTQ youth and allies ages 13-24. Mondays at 4: We Out Here, open to all. Tuesdays at 4: Boiz Talk, for studs, masculine of center, ftm youth.

For more information, please contact **MJ:** mjones@youthuprising.org

Our Family Coalition

OUR FAMILY COALITION'S

20th ANNIVERSARY

LGBTQ Family Night at the Berkeley YMCA!

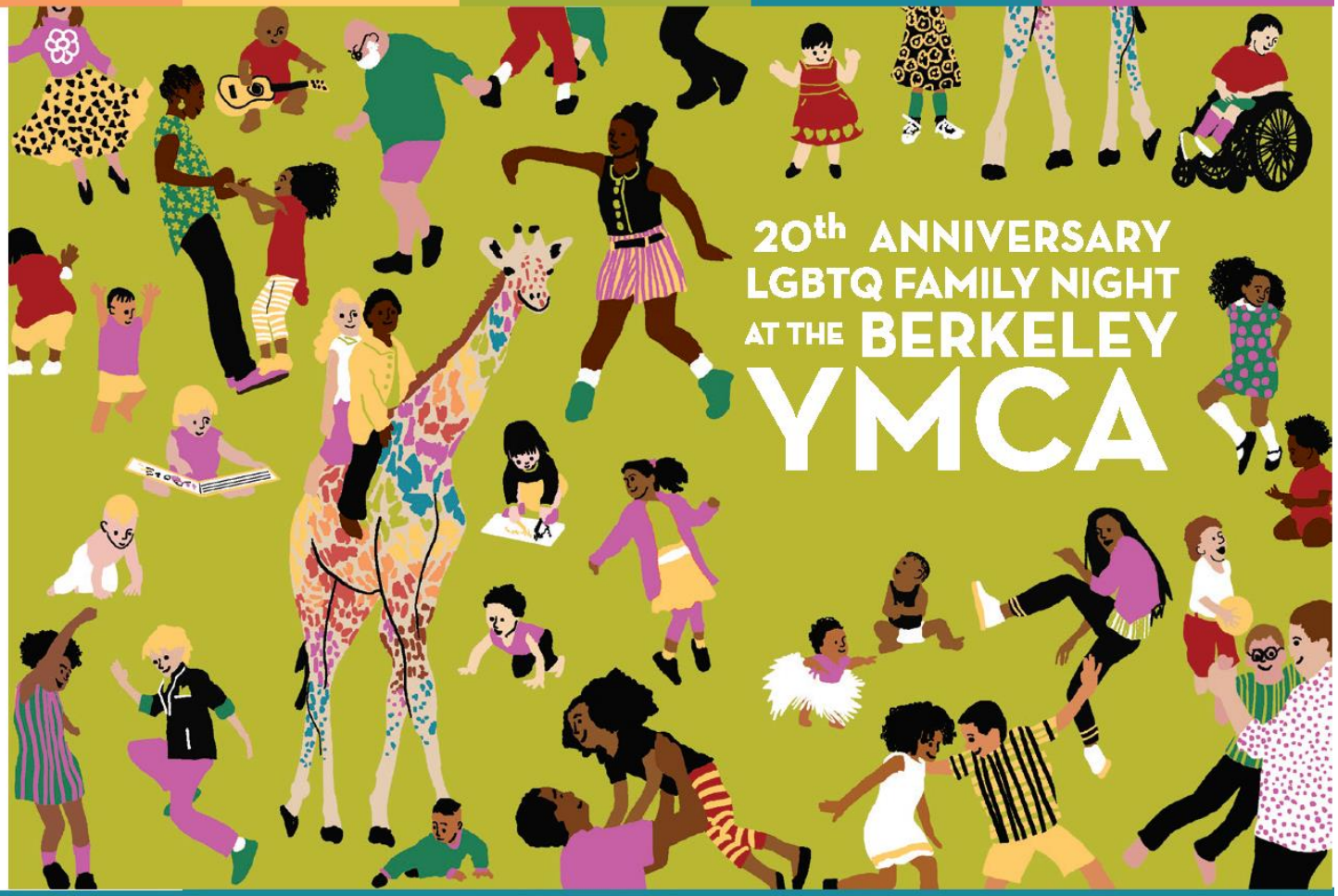

our family coalition

Downtown Berkeley YMCA
2001 Allston Way, Berkeley

Saturday, MARCH 10
5:00 - 8:30 PM

ourfamily.org/blog

facebook.com/ourfamilycoalition

twitter.com/ourfamily

Enjoy arts and crafts, swimming, raffle, and pizza party! This is an all-ages event.

$5 adults, kids 0 - 18 FREE. No one turned away for lack of funds.

Register at **OurFamily.org**

For questions about the YMCA and its programs, contact Tristin Pfeifer at 510-665-3271 or **tpfeifer@ymcacba.org**.

While swimming, all children must be accompanied by a parent in the water. Swim diapers are required for those not potty trained.

our family coalition

the YMCA

OFCY OAKLAND FUND FOR CHILDREN & YOUTH

JONATHAN LOGAN FAMILY FOUNDATION

To register, visit **www.OurFamily.org** or contact Nadi at: **nadi@ourfamily.org** & 415-981-1960

Our Family Coalition is built on reciprocity.
Give back at **OurFamily.org**

TO REGISTER, PLEASE VISIT OUR WEBSITE OURFAMILY.ORG

FEB 17 FEB 25 APRIL 7

3PM - 4:30PM

Parent-Child Interactive Yoga

with LEYNA ROGET BRABANT

Destiny Arts Center

970 Grace Ave, Oakland, CA 94608

Contact nadi@ourfamily.org or call 415-981-1960 with any questions or comments.

OFCY OAKLAND FUND FOR CHILDREN & YOUTH

our family coalition

DESTINY ARTS CENTER

Music is Extraordinary

Preparatory Studies in Music

OPC Preparatory Studies in Music Program for aspiring young musicians ages 7-17 who are passionate about music and who will devote the time and effort required to excel. Classes include: Beginning Performance Ensembles, Frederick Douglass Youth Ensemble (advanced level), Preparatory Studies in Music and our Teen Mentor Program.

****Frederick Douglass Youth Ensemble our Pre-professional band prepares participants for advanced improvisation, theory & harmony, arranging and composition, business of music. FDYE meets Tuesdays from 4:00-7:00 at Westlake Middle School Music room.

Music is Extraordinary

Black Girls Play

Black Girls Play (BGP) is a holistic program combining music education, mentoring, entrepreneurship and leadership development for aspiring Black Girl musicians.
Saturdays: 12-2p
Westlake Middle School music rm

Register Here: http://bit.ly/2s3BrcH
For more information: 510-836-4649, www.opcmusic.org
call@opcmusic.org, Info@opcmusic.org

Family Paths

Free Parent Yoga

A yoga class for caregivers happens every Wednesday from 11a-12p at Family Paths.

Call our parent support hotline:

1-800-829-3777 for more info and to sign up! www.familypaths.org

Acta Non Verba

Camp ANV is now accepting applications for Spring 2018! Please tell your friends and register at www.anvfarm.org/camps

Centro Legal de la Raza

Youth Law Academy Accepting Applications: The YLA application is opening this week. We recruit 9th graders for our three year program (10-12th grade). If you have students interested in law/social justice/civil rights you can send them the application.

For more information see our website or email Raymundo Jacquez, YLA Program Director, rjacquez@centrolegal.org

Attitudinal Healing Connection, Inc.

AHC's 20th Annual ArtEsteem Exhibition

May 12, 2018 3pm - 6pm
1960 Mandela Parkway, Oakland CA

Contact Christina Samuelson at
artesteem@ahc-oakland.org
www.ahc-oakland.org

Thank you!